



## Functional fittings

Full Catalogue



# LISILUX lights from Lindner: Porcelain, glass and pristine light.



In 2011, we bought this famous series of lights, along with the tools, original moulds and trademark rights, from a French corporation. Since then, we have had these classic purpose-built lights, which have been in production since the 1940s, manufactured by a German manufacturer of technical porcelain in Poland on the original tools. For decades, the design of these lights has been recognized as prime example of the solidity and functionality of German industrial design in the first half of the 20th century. The brand name "LISILUX", introduced by Lindner during the late 1960s for this series, which was only ever modified slightly, derives from the German for „Lindner safety light“. It refers to the particular material strength of the porcelain bases and to the stable glass domes that reliably protect the light bulbs from environmental conditions.

Porcelain and glass have proven to be reliable not only in humid environments (sauna lights), but as ideal protection against aggressive, sometimes corrosive air pollutants. They don't corrode, and the smooth, hard surfaces are always easy to clean, even after many years of use. LISILUX is a functional light in the best sense of the word.

## LISILUX-Leuchten

**die idealen Feuchtraumleuchten**

**VORTEILE**  
die der Fachmann zu schätzen weiß:

- wärmesicher**
- schutzisoliert**
- flache Form**
- optimales Licht**
- Würgenippel**
- Ringfederkontakt**
- einfache Montage**
- kartonverpackt**
- preiswert**

	Watt	Fassungsgewinde	Höhe bzw. Ausladung mm	Einführung	Stück kg	mit Schutzglas, Nr. Stück	mit LINDNER-Glas Nummer Stück
<b>LISILUX-Deckenleuchten</b>							
	40/60	E 27	130	eine	0,44	400,6	400,7
	40/60	E 27	130	zwei	0,45	400,62	400,72
	60/75	E 27	130	eine	0,53	407,6	407,7
	60/75	E 27	130	zwei	0,54	407,62	407,72
	100	E 27	174	eine	1,02	308,6	308,11
	100	E 27	174	zwei	1,03	308,62	308,12
<b>LISILUX-Wandleuchten</b>							
	40/60	E 27	135	eine	0,52	401,6	401,7
	60/75	E 27	138	eine	0,55	406,6	406,7
<b>Ersetzröhren</b>							
	40/60				0,16	11	11,7
	60/75				0,16	12	12,7
	100				0,35	13	18

Die aufgeführten Preise enthalten nicht die Mehrwertsteuer!

**LINDNER · GMBH · BAMBERG**

Alle Elektrizitätswerke  
fordern  
eine gewissenhafte Montage  
mit VDE-Material!

Deshalb: LISILUX



## LISILUX white: An overview.

The LISILUX ceiling mounts are available in four sizes: S (Ø 83 mm), M (Ø 95 mm), L (Ø 112 mm) and XL (Ø 139 mm). The LISILUX wall mounts are available in two sizes: S (Ø 83 mm) and M (Ø 95 mm). By combining them with the clear, frosted or opalized LISILUX screw-in glasses or globe-shaped glasses, you will get the lights shown below:

For use in high-temperature saunas, we offer appropriately designed LISILUX ceiling mounts in size S and a wall-mounted fitting in size M. The sauna lamps feature a special seal and have been specifically tested by the VDE Testing and Certification Institute. The sauna versions should be combined only with the original LISILUX glasses.



### Ceiling light LISILUX white S

Ø 83 mm, height 140 mm.  
Weight 600 g. E27, max. 60 W. IP54.  
VDE-certified.

**Clear** Product code **139629**  
**Frosted** Product code **177050**  
**Opalized** Product code **101270**



### Ceiling light LISILUX white M

Ø 95 mm, height 130 mm.  
Weight 730 g. E27, max. 75 W. IP54.  
VDE-certified.

**Clear** Product code **100752**  
**Frosted** Product code **100753**  
**Opalized** Product code **101272**



### Ceiling light LISILUX white L

Ø 112 mm, height 174 mm.  
Weight 1200 g. E27, max. 100 W.  
IP54. VDE-certified.

**Clear** Product code **139631**  
**Frosted** Product code **177048**  
**Opalized** Product code **101273**



### Wall-mounted fitting sauna LISILUX white M

Ø 95 mm, height 174 mm. Base:  
Width 98 mm, height 76 mm,  
depth 130 mm. Weight 1100g. E27,  
max. 75 W. IP54. VDE-certified.

**Clear** Product code **100783**  
**Frosted** Product code **139634**  
**Opalized** Product code **101277**

### Ceiling light Sauna LISILUX white S

**Clear** Product code **100768**  
**Frosted** Product code **100769**  
**Opalized** Product code **101271**



### Wall light LISILUX white S

Ø 83 mm, projection 132 mm.  
Weight 630 g. E27, max. 60 W. IP54.  
VDE-certified.

**Clear** Product code **100756**  
**Frosted** Product code **100757**  
**Opalized** Product code **101274**



### Wall light LISILUX white M

Ø 95 mm, projection 140 mm.  
Weight 730 g. E27, max. 75 W. IP54.  
VDE-certified.

**Clear** Product code **139630**  
**Frosted** Product code **177049**  
**Opalized** Product code **101276**

### Sauna wall light LISILUX S

**Clear** Product code **100785**  
**Frosted** Product code **100767**  
**Opalized** Product code **101275**



### Wall light LISILUX white S opal glass

Ø 125 mm, projection 155 mm.  
Weight 710 g. E27, max. 60 W. IP54.  
Product code **100797**



### Wall light LISILUX white M opal glass

Ø 150 mm, projection 170 mm.  
Weight 890 g. E27, max. 75 W. IP54.  
Product code **100798**



**Ceiling light LISILUX white S opal glass**  
 Ø 125 mm, height 155 mm.  
 Weight 710 g. E27, max. 60 W. IP54.  
 Product code **100794**

**Ceiling light LISILUX white M opal glass**  
 Ø 150 mm, height 185 mm.  
 Weight 870 g. E27, max. 75 W. IP54.  
 Product code **100795**

**Ceiling light LISILUX white L opal glass**  
 Ø 180 mm, height 230 mm.  
 Weight 1300 g. E27, max. 100 W. IP54.  
 Product code **100796**

**Ceiling light LISILUX white XL opal glass**  
 Ø 215 mm, height 270 mm.  
 Weight 2000 g. E27, max. 200 W. IP54.  
 Product code **100781**

## LISILUX black: An overview.

It seems so simple, but it's not: only two bases from our LISILUX range are suitable for a full-surface coloured glaze. With the others, it was not possible to achieve satisfactory opacity due to too many curves. We had the ceiling mounts in sizes S and M glazed by hand in black - the vibrant result was worth the effort.



**Ceiling light LISILUX black S**  
 Ø 83 mm, height 140 mm.  
 Weight 600 g. E27, max. 60 W. IP54.  
**Clear** Product code **101320**  
**Frosted** Product code **101321**  
**Opalized** Product code **101322**

**Ceiling light LISILUX black M**  
 Ø 95 mm, height 130 mm.  
 Weight 730 g. E27, max. 75 W. IP54.  
**Clear** Product code **101324**  
**Frosted** Product code **101325**  
**Opalized** Product code **101326**

**Ceiling light LISILUX black S opal glass**  
 Ø 125 mm, height 155 mm.  
 Weight 710 g. E27, max. 60 W. IP54.  
 Product code **101323**

**Ceiling light LISILUX black M opal glass**  
 Ø 150 mm, height 185 mm.  
 Weight 870 g. E27, max. 75 W. IP54.  
 Product code **101327**

# Ceiling lights LISILUX

## white S, M, L and XL along with black S and M

Socket E27, open terminal compartment, white porcelain base and two cable entrances in IEC protection class II and with IP code 54.



Ceiling light LISILUX white S clear



Ceiling light LISILUX white S frosted



Ceiling light LISILUX white S opalized



Ceiling light LISILUX black M clear

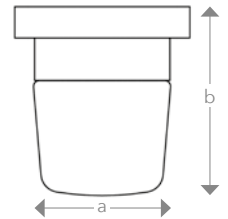


Ceiling light LISILUX black M frosted



Ceiling light LISILUX black M opalized

Product code	Product	max. Power	Weight	Ø Glass (a)	Height (b)	Ø Thread	Borehole-spacing
139629	Ceiling light LISILUX white S clear	60 W	600 g	83 mm	140 mm	74,5 mm	94 mm
177050	Ceiling light LISILUX white S frosted	60 W	600 g	83 mm	140 mm	74,5 mm	94 mm
101270	Ceiling light LISILUX white S opalized	60 W	600 g	83 mm	140 mm	74,5 mm	94 mm
101320	Ceiling light LISILUX black S clear	60 W	600 g	83 mm	140 mm	74,5 mm	94 mm
101321	Ceiling light LISILUX black S frosted	60 W	600 g	83 mm	140 mm	74,5 mm	94 mm
101322	Ceiling light LISILUX black S opalized	60 W	600 g	83 mm	140 mm	74,5 mm	94 mm
100752	Ceiling light LISILUX white M clear	75 W	720 g	95 mm	130 mm	84,5 mm	105 mm
100753	Ceiling light LISILUX white M frosted	75 W	720 g	95 mm	130 mm	84,5 mm	105 mm
101272	Ceiling light LISILUX white M opalized	75 W	720 g	95 mm	130 mm	84,5 mm	105 mm
101324	Ceiling light LISILUX black M clear	75 W	720 g	95 mm	130 mm	84,5 mm	105 mm
101325	Ceiling light LISILUX black M frosted	75 W	720 g	95 mm	130 mm	84,5 mm	105 mm
101326	Ceiling light LISILUX black M opalized	75 W	720 g	95 mm	130 mm	84,5 mm	105 mm
139631	Ceiling light LISILUX white L clear	100 W	1180 g	112 mm	174 mm	99 mm	124 mm
177048	Ceiling light LISILUX white L frosted	100 W	1180 g	112 mm	174 mm	99 mm	124 mm
101273	Ceiling light LISILUX white L opalized	100 W	1180 g	112 mm	174 mm	99 mm	124 mm



# Wall lights LISILUX white S and M

Socket E27, open terminal compartment, white porcelain base and one cable entrance in IEC protection class II and with IP code 54



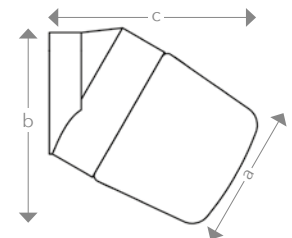
Wall light LISILUX white S clear



Wall light LISILUX white S frosted



Wall light LISILUX white M opalized



Product code	Product	max. Power	Weight	Ø Glass (a)	Height (b)	Projection (c)	Ø Thread	Borehole-spacing
100756	Wall light LISILUX white S clear	60 W	580 g	83 mm	120 mm	136 mm	74,5 mm	73 mm
100757	Wall light LISILUX white S frosted	60 W	580 g	83 mm	120 mm	136 mm	74,5 mm	73 mm
101274	Wall light LISILUX white S opalized	60 W	580 g	83 mm	120 mm	136 mm	74,5 mm	73 mm
139630	Wall light LISILUX white M clear	75 W	730 g	95 mm	123 mm	138 mm	84,5 mm	85 mm
177049	Wall light LISILUX white M frosted	75 W	730 g	95 mm	123 mm	138 mm	84,5 mm	85 mm
101276	Wall light LISILUX white M opalized	75 W	730 g	95 mm	123 mm	138 mm	84,5 mm	85 mm

## Ceiling lights LISILUX sphere opal



### white S, M, L and XL along with black S and M

Socket E27, open terminal compartment, white porcelain base and two cable entrances in IEC protection class II and with IP code 54.



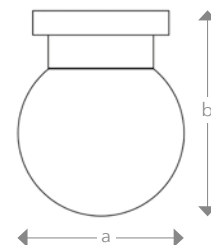
Ceiling light LISILUX  
black S sphere opal

Ceiling light LISILUX  
black M sphere opal

Ceiling light LISILUX  
white L sphere opal

Ceiling light LISILUX  
white XL sphere opal

Product code	Product	max. Power	Weight	Ø Glass (a)	Height (b)	Ø Thread	Borehole-spacing
100794	Ceiling light LISILUX white S sphere opal	60 W	740 g	125 mm	155 mm	74,5 mm	94 mm
100795	Ceiling light LISILUX white M sphere opal	75 W	870 g	150 mm	185 mm	84,5 mm	105 mm
100796	Ceiling light LISILUX white L sphere opal	100 W	1310 g	180 mm	230 mm	99 mm	124 mm
100781	Ceiling light LISILUX white XL sphere opal <i>Not VDE-certified</i>	200 W	2050 g	215 mm	270 mm	123,5 mm	150 mm
101323	Ceiling light LISILUX black S sphere opal	60 W	740 g	125 mm	155 mm	74,5 mm	94 mm
101327	Ceiling light LISILUX black M sphere opal	75 W	870 g	150 mm	185 mm	84,5 mm	105 mm



## Wandleuchten LISILUX white sphere opal S and M

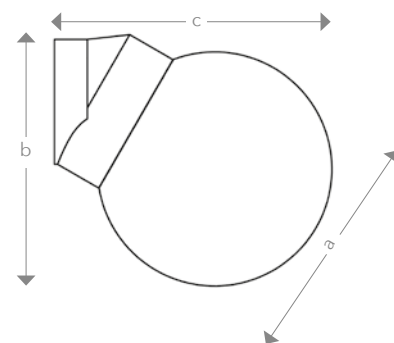


Socket E27, open terminal compartment, white porcelain base and one cable entrance in IEC protection class II and with IP code 54.



Wall light LISILUX white S  
sphere opal

Wall light LISILUX white M  
sphere opal



Product code	Product	max. Power	Weight	Ø Glass (a)	Height (b)	Projection (c)	Ø Thread	Borehole-spacing
100797	Wall light LISILUX white S sphere opal	60 W	710 g	125 mm	120 mm	136 mm	74,5 mm	73 mm
100798	Wall light LISILUX white M sphere opal	75 W	890 g	150 mm	123 mm	138 mm	84,5 mm	85 mm

## Wall-mounted fitting sauna LISILUX white M

Socket E27 and cable entrance on the rear in IEC protection class II and with IP code 44, temp. = max. 125°C.



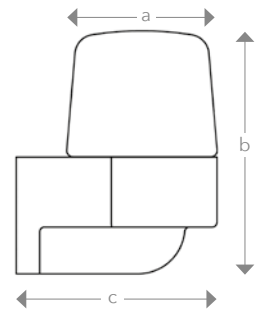
Clear



Frosted



Opalized



Product code	Product	max. Power	Weight	Ø Glass (a)	Height (b)	Projection (c)	Ø Thread	Boreholespacing
100783	Wall-mounted fitting sauna LISILUX white M clear	60 W	1080 g	95 mm	158 mm	130 mm	84,5 mm	72 mm
139634	Wall-mounted fitting sauna LISILUX white M frosted	60 W	1080 g	95 mm	158 mm	130 mm	84,5 mm	72 mm
101277	Wall-mounted fitting sauna LISILUX white M opalized	60 W	1080 g	95 mm	158 mm	130 mm	84,5 mm	72 mm

## Ceiling lights Sauna LISILUX white S

Also suitable for wall mounting. Socket E27, open terminal compartment, white porcelain base and two cable entrances in IEC protection class II and with IP code 54, temp. = max. 125°C.

For ceiling mounting: max. 40 W; for wall mounting: max. 60 W.



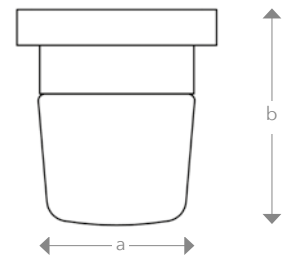
Clear



Frosted



Opalized



Product code	Product	max. Power	Weight	Ø Glass (a)	Height (b)	Ø Thread	Boreholespacing
100768	Ceiling light sauna LISILUX white S clear	40 W / 60 W	610 g	83 mm	140 mm	74,5 mm	94 mm
100769	Ceiling light sauna LISILUX white S frosted	40 W / 60 W	610 g	83 mm	140 mm	74,5 mm	94 mm
101271	Ceiling light sauna LISILUX white S opalized	40 W / 60 W	610 g	83 mm	140 mm	74,5 mm	94 mm

## Wall lights sauna LISILUX white S

Socket E27, open terminal compartment and one cable entrance in IEC protection class II and with IP code 54, temp. = max. 125°C



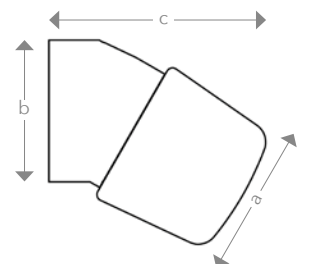
Clear



Frosted



Opalized



Product code	Product	max. Power	Weight	Ø Glass (a)	Height (b)	Projection (c)	Ø Thread	Boreholespacing
100785	Wall light sauna LISILUX white S clear	60 W	590 g	83 mm	120 mm	136 mm	74,5 mm	73 mm
100767	Wall light sauna LISILUX white S frosted	60 W	590 g	83 mm	120 mm	136 mm	74,5 mm	73 mm
101275	Wall light sauna LISILUX white S opalized	60 W	590 g	83 mm	120 mm	136 mm	74,5 mm	73 mm

## Ceiling- and wall-mounted base LISILUX

The table below lists all available LISILUX bases, including their dimensions and product codes.



Ceiling-mounted base  
LISILUX white M




Ceiling-mounted base  
LISILUX black M



Wall-mounted base  
LISILUX white M

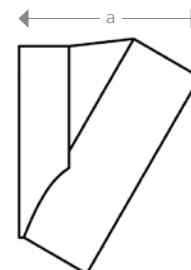


Wall-mounted fitting sauna  
LISILUX white M



Ceiling-mounted  
base

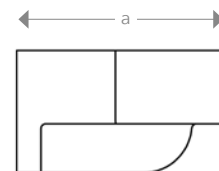
Product code	Product	max. Power	Weight	Height / Projection (a)	Ø Thread	Borehole-spacing
100750	Ceiling-mounted base LISILUX white S	60 W	380 g	50 mm	74,5 mm	94 mm
101246	Ceiling-mounted base LISILUX black S	60 W	380 g	50 mm	74,5 mm	94 mm
100751	Ceiling-mounted base LISILUX white M	75 W	450 g	50 mm	84,5 mm	105 mm
101247	Ceiling-mounted base LISILUX black M	75 W	450 g	50 mm	84,5 mm	105 mm
100266	Ceiling-mounted base LISILUX white L	100 W	680 g	63 mm	99 mm	124 mm
100754	Ceiling-mounted base LISILUX white XL	200 W	1100 g	63 mm	123,5 mm	150 mm
100755	Wall-mounted base LISILUX white S	60 W	350 g	65 mm	74,5 mm	73 mm
100758	Wall-mounted base LISILUX white M	75 W	470 g	75 mm	84,5 mm	85 mm



Wall-mounted  
base

### Sauna

Product code	Product	max. Power	Weight	Height / Projection (a)	Ø Thread	Borehole-spacing
101084	Ceiling-mounted base sauna LISILUX white S	60 W	380 g	50 mm	74,5 mm	94 mm
101085	Wall-mounted base sauna LISILUX white S	60 W	350 g	65 mm	74,5 mm	73 mm
101086	Wall-mounted fitting sauna LISILUX white M	60 W	780 g	130 mm	84,5 mm	72 mm



Wall-mounted  
fitting

## Threaded glasses LISILUX

The sizes of the glass shades (S, M, L) correspond to the sizes of the bases. For example: a size S glass shade can be combined with a size S base. Sizes S and M are suitable for sauna lights in protection class II and protection rating IP 44 / IP 54, Tu = max. 125°C.



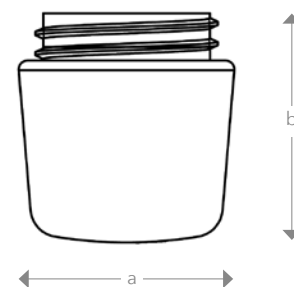
Threaded glass  
LISILUX S clear



Threaded glass  
LISILUX M frosted



Threaded glass  
LISILUX L opalized



Product code	Product	Size	Weight	Ø Glass (a)	Height (b)	Ø Thread diameter
100114	Threaded glass LISILUX clear	S	220 g	83 mm	102 mm	74,5 mm
100116		M	260 g	95 mm	102 mm	84,5 mm
100118		L	490 g	112 mm	130 mm	99 mm
100211	Threaded glass LISILUX frosted	S	220 g	83 mm	102 mm	74,5 mm
100210		M	260 g	95 mm	102 mm	84,5 mm
100331		L	490 g	112 mm	130 mm	99 mm
101227	Threaded glass LISILUX opalized	S	220 g	83 mm	102 mm	74,5 mm
101228		M	260 g	95 mm	102 mm	84,5 mm
101229		L	490 g	112 mm	130 mm	99 mm

## Threaded glasses THPG

The sizes of the glasses (S, M, L, XL) correspond to the sizes of the bases.  
For example: A size M glass can be combined with a size M base.



Threaded glass THPG sphere opal



Threaded glass THPG cone arched opal



Threaded glass THPG cone arched clear



Threaded glass THPG conical opal



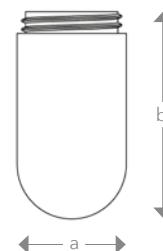
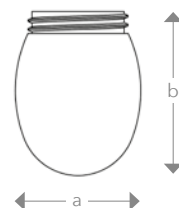
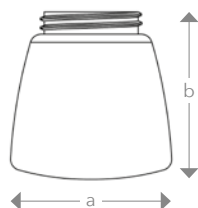
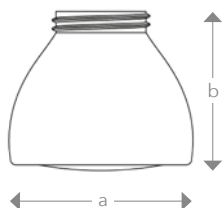
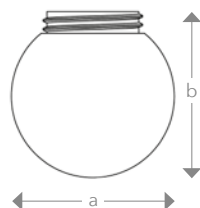
Threaded glass THPG droplet opal



Threaded glass THPG long clear



Threaded glass THPG pressed glass clear



Product code	Product	Size	Weight	Ø Glass (a)	Height (b)	Ø Thread diameter
100773	Threaded glass THPG sphere opal	S	360 g	125 mm	130 mm	74,5 mm
100774		M	420 g	150 mm	153 mm	84,5 mm
100775		L	630 g	180 mm	185 mm	99 mm
100776		XL	910 g	215 mm	222 mm	123,5 mm
100844	Threaded glass THPG Kegel cone arched opal	M	790 g	170 mm	150 mm	84,5 mm
101184	Threaded glass THPG Kegel cone arched clear	M	790 g	170 mm	150 mm	84,5 mm
100842	Threaded glass THPG conical opal	M	550 g	145 mm	150 mm	84,5 mm
100843	Threaded glass THPG droplet opal	M	420 g	115 mm	150 mm	84,5 mm
100800	Threaded glass THPG long clear	S	220 g	95 mm	160 mm	74,5 mm
100878		M	380 g	100 mm	180 mm	84,5 mm
100841	Threaded glass THPG pressed glass clear	M	600 g	100 mm	190 mm	84,5 mm

## Replacement parts and accessories for LISILUX lights



Mounting ring



Gasket



Additional cable screw

Product code	Product	Suitable for	Weight
100772	Mounting ring E27 for LISILUX lights	all types	52 g
100115	Gasket for LISILUX lights	S	3 g
100117		M	5 g
100119		L	5 g
100771		XL	11 g
100770	Gasket S for LISILUX sauna lights	S	4 g
100811	Gasket M for LISILUX wall-mounted fitting sauna	M	4 g
100928	Additional cable screw IP 68 for LISILUX lights with strain relief & integrated sealing lip PG11	S	10 g
		M	

# Technical Information



## VDE-certification:

This product has been VDE-tested, certified and monitored. It also complies with the safety requirements of the relevant directives.



## CE-regulations:

All items in this catalogue which are subject to CE regulations bear the CE mark on their packaging label and on the product itself.

## Protection classes



### Protection class II:

Fittings feature protective insulation but no protective earth terminal.



Fittings with this sign correspond to DIN VDE 0711 EN 60598 parts 2-24. D stands for "dust" and demonstrates that protection against dust deposits and other foreign bodies has been achieved - even on the inside of the fitting. "Electric fittings with limited surface temperature" fulfil these requirements. The lamps have been designed such that it is impossible for dangerous quantities of flammable dusts or fibres to settle on the lamps, avoiding a build-up of heat. They can be installed in production areas that are subject to fire hazards without any problems.

## IP 20, IP 44, IP 54, IP 68

**First code number:** Foreign body protection / protection against accidental contact

**Second code number:** Protection against water

### Foreign body protection / protection against accidental contact

**IP 2X:** Protection against ingress of solid foreign bodies with a diameter greater than 12 mm (medium-sized foreign bodies), keeps away fingers or similar objects.

**IP 4X:** Protection against ingress of solid foreign bodies with a diameter greater than 1 mm (granular foreign body)


**IP 5X:** Protection against harmful dust deposits.

**IP 6X:** No ingress of dust; complete protection against contact (dust tight).

### Protection against water

**IP X0:** Not protected.

**IP X4:** Protection against splashing water.

 Water, which is splashed from any direction against the casing, may not have any damaging effect. Protected against splashing water.

**IP X8:** Suitable for continuous immersion in water under conditions which shall be specified by the manufacturer. However, with certain types of equipment, it can mean that water can enter but only in such a manner that it produces no harmful effects.



## Use of energy-saving lamps

The usable length from the base contact and the minimum inner diameter of the thread neck are important parameters for the use of alternative light bulbs such as energy-saving lamps. Depending on the manufacturer, the length and diameter of the light bulb may differ. We recommend to adhere to the below mentioned dimensions when selecting alternative illuminants.

Product	max. Power	Combination with glass	Max. length of bulbs	Max. diameter of bulbs	Usable for energy-saving lamps
LISILUX ceiling light S	60 W	LISILUX glass	100 mm	61 mm	3 W, 5 W
LISILUX ceiling light S	60 W	Threaded glass sphere S	130 mm	61 mm	5 W, 7 W
LISILUX wall light S	60 W	LISILUX glass	100 mm	61 mm	3 W, 5 W
LISILUX wall light S	60 W	Threaded glass sphere S	130 mm	62 mm	5 W, 7 W
LISILUX ceiling light M	75 W	LISILUX glass	105 mm	68 mm	3 W, 5 W
LISILUX ceiling light M	75 W	Threaded glass sphere M	155 mm	68 mm	5 W to 15 W
LISILUX wall light M	75 W	LISILUX glass	105 mm	68 mm	3 W, 5 W
LISILUX wall light M	75 W	Threaded glass sphere M	155 mm	68 mm	5 W to 15 W
LISILUX ceiling light L	100 W	LISILUX glass	128 mm	82 mm	5 W, 7 W
LISILUX ceiling light L	100 W	Threaded glass sphere L	165 mm	82 mm	5 W to 18 W
LISILUX-ceiling light XL	200 W	Threaded glass sphere XL	180 mm	105 mm	5 W to 23 W

## THPG porcelain lights.

These in-house functional lights with porcelain bases have a wall-side connection for installation without visible surface-mounted cables. They can be positioned directly over the cable outlet in the wall, creating a particularly tidy appearance. The bases are manufactured exclusively for us by our long-standing production partner in Silesia using tools from the 1930s. Here, too, we use porcelain with its many application-specific advantages. The glass dome reliably shields the light source. A rubber gasket between the base and glass ensures an extensive seal. These functional lights are optionally equipped with a bevelled base for wall mounting or a straight base for installation on the ceiling (or wall). The standard version comes with an opal spherical glass. However, the bases can also be purchased individually and combined with one of our other glasses in the respective size (M or L).



### Wall light THPG porcelain black M sphere opal

Bevelled black porcelain base. Spherical glass Ø 150 mm. Projection 195 mm. Weight 880 g. Socket E27, max. 60 W. IP20. Product code **177037**



### Wall light THPG porcelain white M sphere opal

Porcelain base. Spherical glass Ø 150 mm. Projection 195 mm. Weight 1260 g. Socket E27, max. 60 W. IP20. Product code **177031**



### Wall light THPG porcelain white L sphere opal

Porcelain base. Spherical glass Ø 180 mm. Projection 210 mm. Weight 1260 g. Socket E27, max. 60 W. IP20. Product code **177033**



### Ceiling light THPG porcelain black M sphere opal

Bevelled black porcelain base. Spherical glass Ø 150 mm. Total height 195 mm. Weight 880 g. Socket E27, max. 60 W. IP20. Product code **177036**



### Ceiling light THPG porcelain white M sphere opal

Porcelain base. Spherical glass Ø 150 mm. Total height 190 mm. Weight 850 g. Socket E27, max. 60 W. IP20. Product code **177030**



### Ceiling light THPG porcelain white L sphere opal

Porcelain base. Spherical glass Ø 180 mm. Total height 240 mm. Weight 1270 g. Socket E27, max. 60 W. IP20. Product code **177032**



Thomas Hoof Produktgesellschaft mbH & Co. KG  
Bahnhofstr. 3 · D-59348 Lüdinghausen · Tel. +49 2591 2590-210  
info@thpg.de · www.thpg.de